


SEMINAR


7CE
Credits




DR MAXIMILIAN KÜFFER, GERMANY

Skeletal anchorage with palatal mini-implants

 **DATE:**
08 May 2026
09:00 - 18:00

 **LOCATION:**
CAPP Training Institute
Dubai | UAE

 **TARGET AUDIENCE:**
General Dentistry,
Orthodontics

Abstract

This comprehensive course provides a detailed and practice-oriented overview of skeletal anchorage in orthodontics, guiding participants from foundational concepts to advanced clinical applications. Designed for orthodontic professionals, the course focuses on the clinical use of palatal mini-implants and explores their biomechanical advantages, indications, and integration into modern treatment workflows.

The program begins with a structured introduction to TADs, covering anatomical insertion sites and insertion techniques. Emphasis is placed on both freehand and guided protocols, providing participants with the tools to select the most suitable approach for various clinical scenarios. Attendees will also gain insight into evolving clinical workflows, with a focus on the transition from analog procedures to digital planning and CAD/CAM-based appliance fabrication, which greatly enhances treatment precision and predictability.

Core lectures delve into key maxillary mechanics such as molar distalization, anterior mesialization, molar intrusion, and extrusion of impacted teeth.

The final section of the course is dedicated to interdisciplinary treatment planning. It explores the role of TADs in complex clinical contexts, such as orthodontic preparation for orthognathic surgery and pre-prosthetic treatments. Participants will learn how skeletal anchorage facilitates controlled tooth movement, enhances stability, and supports comprehensive rehabilitative and surgical outcomes.

By the end of this course, clinicians will be equipped with the practical tools and knowledge to confidently integrate skeletal anchorage into their daily practice—optimizing outcomes and expanding treatment possibilities.

Learning Objectives

- Understand the characteristics, indications, and biomechanical advantages of palatal mini-implants in modern orthodontics.
- Learn the characteristics of anatomical insertion sites and TAD insertion techniques.
- Incorporate skeletal anchorage into clinical workflows using analog and digital protocols, including CAD/CAM appliance design.
- Gain clinical insight into the application of TAD-supported mechanics for sagittal and vertical control, including distalization, mesialization, intrusion, and management of impacted teeth.
- Explore the interdisciplinary role of skeletal anchorage in orthodontic preparation for orthognathic surgery and pre-prosthetic treatment.

REGISTRATION & PRICING

Agenda

09:00 – 10:45	Fundamentals & Clinical Workflows <ul style="list-style-type: none">• Insertion sites• Analogue procedures & manufacturing• Digital treatment planning & CAD/CAM
10:45 – 11:15	Coffee Break
11:15 – 13:00	Upper Jaw Mechanics <ul style="list-style-type: none">• Distalisation & mesialisation• Molar intrusion
13:00 – 14:00	Lunch
14:00 – 15:15	Orthopaedic Treatments <ul style="list-style-type: none">• Rapid Maxillary Expansion (RME)• Class III therapy
15:15 – 15:45	Coffee Break
15:45 – 16:45	Interdisciplinary Orthodontics <ul style="list-style-type: none">• Pre-surgical orthodontics• Pre-prosthetic therapy• Temporary prosthetics
16:45 – 17:00	Final Discussion

Organised by



Supported by



CAPP EVENTS & TRAINING L.L.C

Onyx Tower 2 | Office P204 & P205 | The Greens | Dubai | UAE

Mob/WhatsApp: +971502793711

E-mail: events@cappmea.com | Web: www.cappmea.com/courses

ADA C.E.R.P.[®] | Continuing Education Recognition Program

CAPP Events & Training is an ADA CERP Recognized Provider. ADA CERP is a service of the American Dental Association to assist dental professionals in identifying quality providers of continuing dental education. ADA CERP does not approve or endorse individual activities or instructors, nor does it imply acceptance of credit hours by boards of dentistry.

CAPP Events & Training designates this activity for 7 CE Credits